

# PhD Scholars' Monthly Progress Review Report

*August 2025*

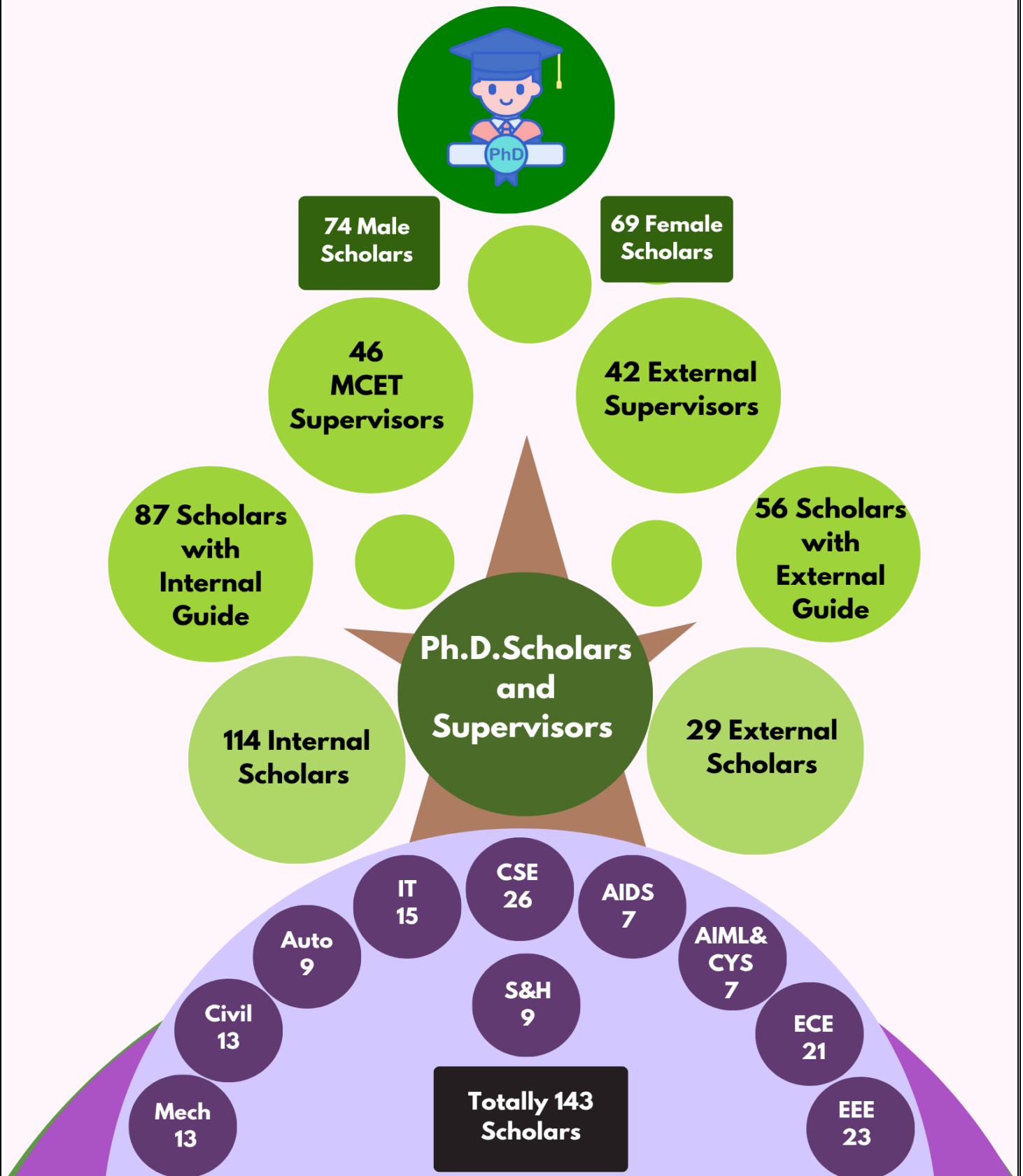


**Office of Dean  
Research & Innovation**

# Index

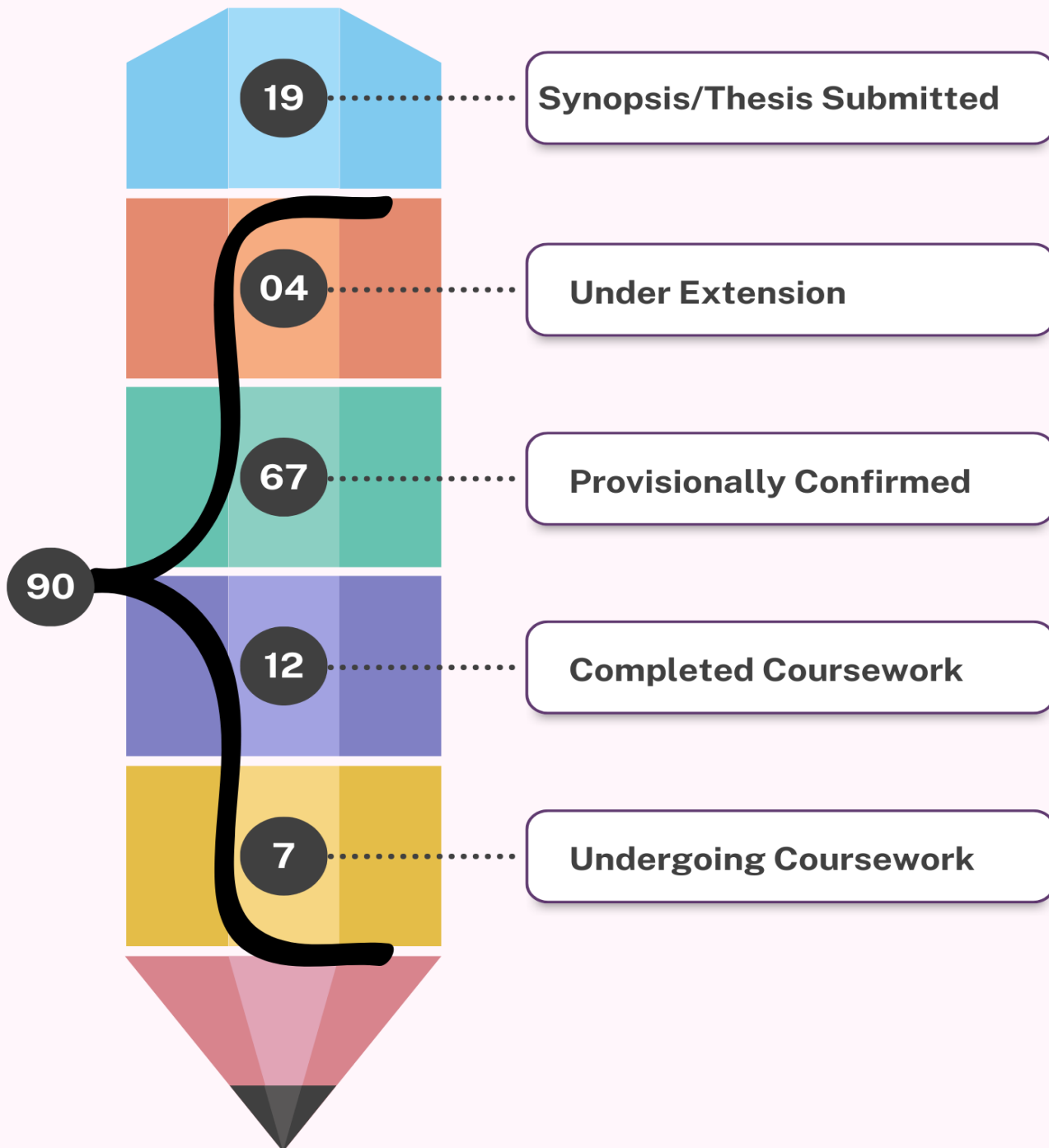
| S.No. | Particulars   | Page No. |
|-------|---|----------|
| 1.    | Number of Ph.D. Scholars and Supervisors  | 2        |
| 2.    | Status of Ph.D. Scholars  | 3        |
| 3.    | Review Parameters:<br>A. Time spent for Ph.D.<br>B. Doctoral Development Discussions<br>C. Indexed Journal Paper Publications<br>D. Patent Grants<br>E. Funding & Consultancy Details | 4        |
| 4.    | Department wise Performance Analysis  | 11       |
| 5.    | Top 10 Ph.D. Scholars in MCET-August 2025   | 12       |
| 6.    | Department Toppers-August 2025  | 13       |

# Number of Ph.D. Scholars and Supervisors



# Status of Ph.D.

Totally 90 MCET Scholars reviewed-August 2025



**Table 1: Ph.D. scholars' Monthly Progress Review Parameters**

| Sl. No.      | Category   | Marks/Month  | Max. Marks |
|--------------|--|--|------------|
| 1.           | Time spent for Research<br>(Entry in terms of week 1, week 2, week 3 & week 4)   | 20 Marks<br>(40 hours in 4 weeks)  | 20         |
| 2.           | Doctoral Development Discussions   | Research Presentation:10<br>Research seminar:15<br>Research Tools-Hands-on:20  | 20         |
| 3.           | Indexed Journal paper (Best 1 to be claimed) Research paper (in AU list)/ Other Indexed Journal publication (not in AU list) | Paper Submitted:5<br>Revision submitted:10<br>Rejected & resubmitted:15<br>Accepted (not in AU list):15<br>Accepted (AU list):20 | 20         |
| 4.           | Patent Only patent (Design should not be considered)   | Filed-5<br>Published-10<br>Responded to FER-15<br>Granted-20   | 20         |
| 5.           | Funding & Consultancy  | Proposal submitted (Active)/ Consultancy work initiated-10<br>Ongoing-15<br>Completed-20   | 20         |
| <b>Total</b> |  |  | <b>100</b> |

## Review Parameters

### A. Time Spent for Ph.D.

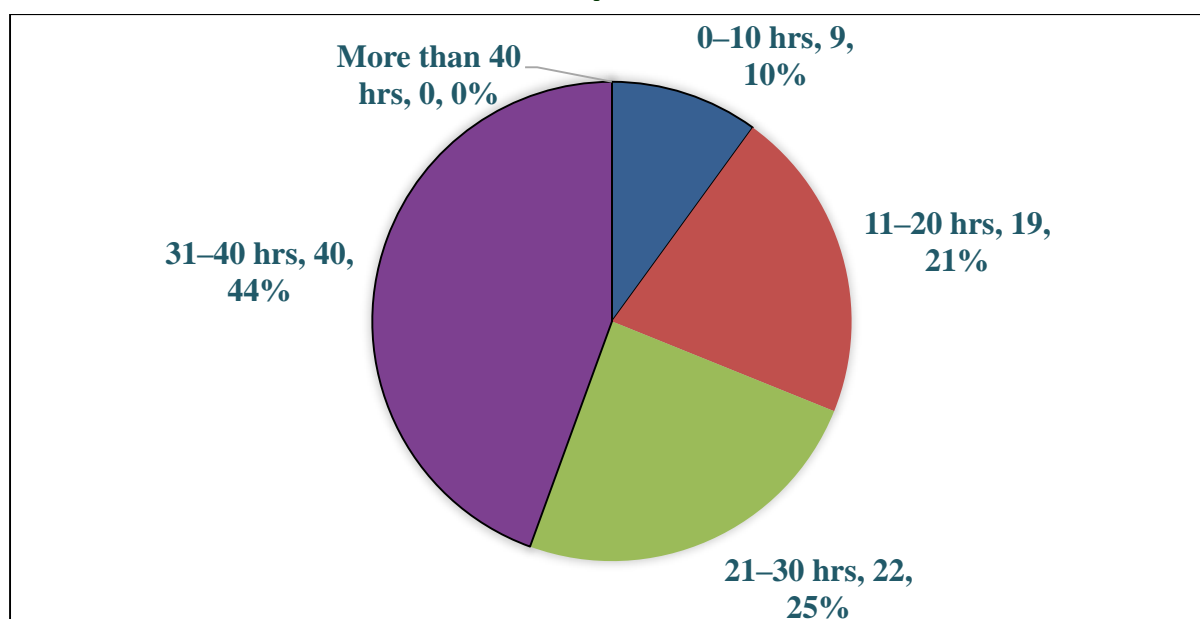


Figure 1: Time spent for Research

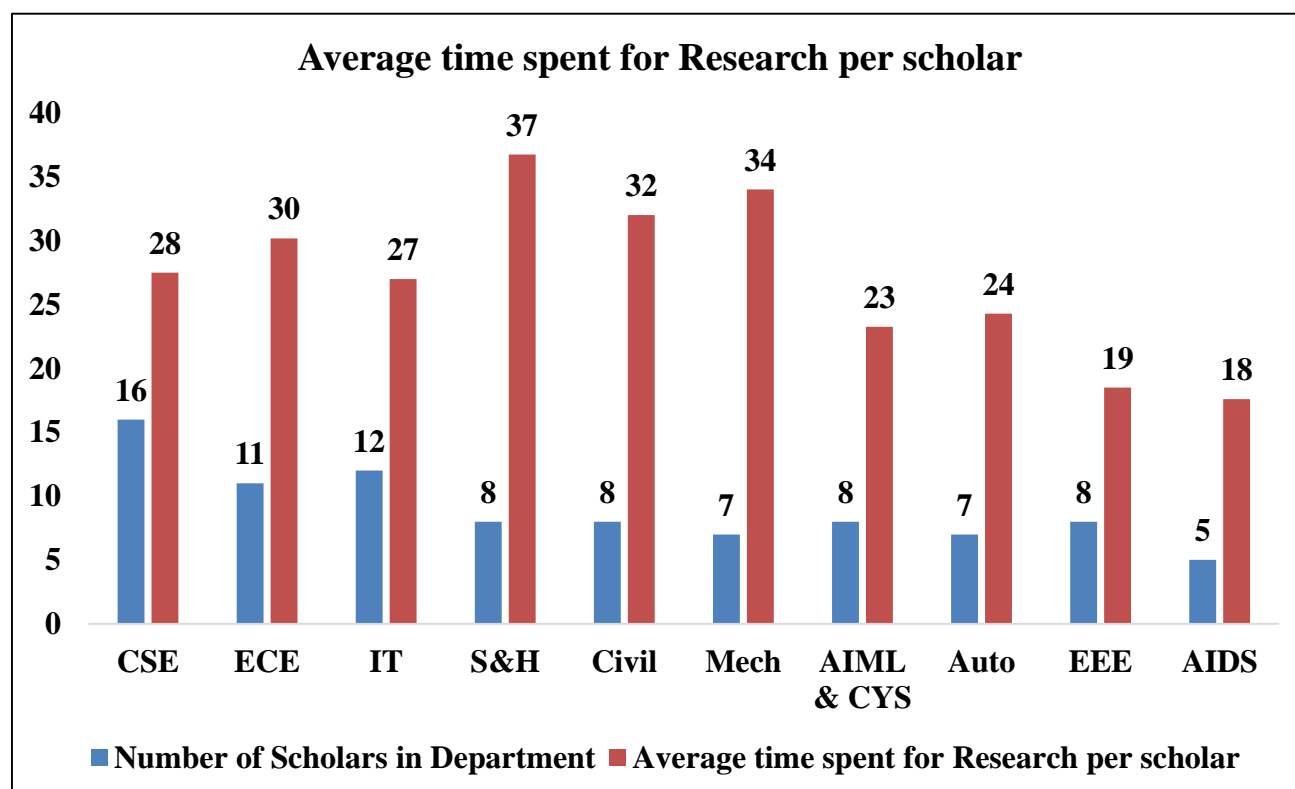
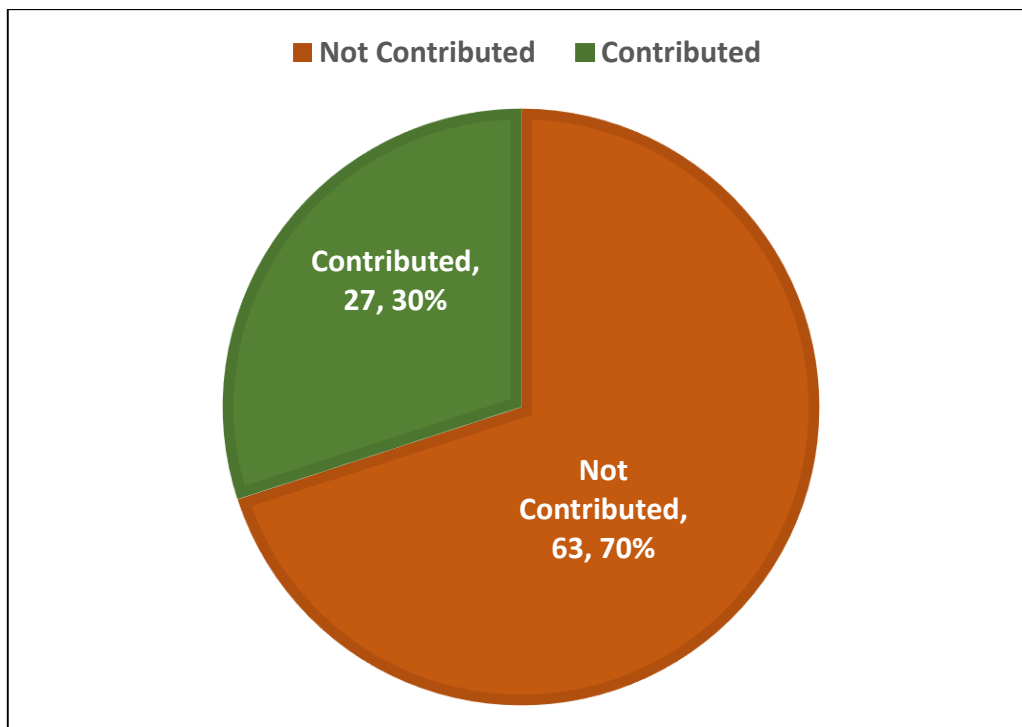
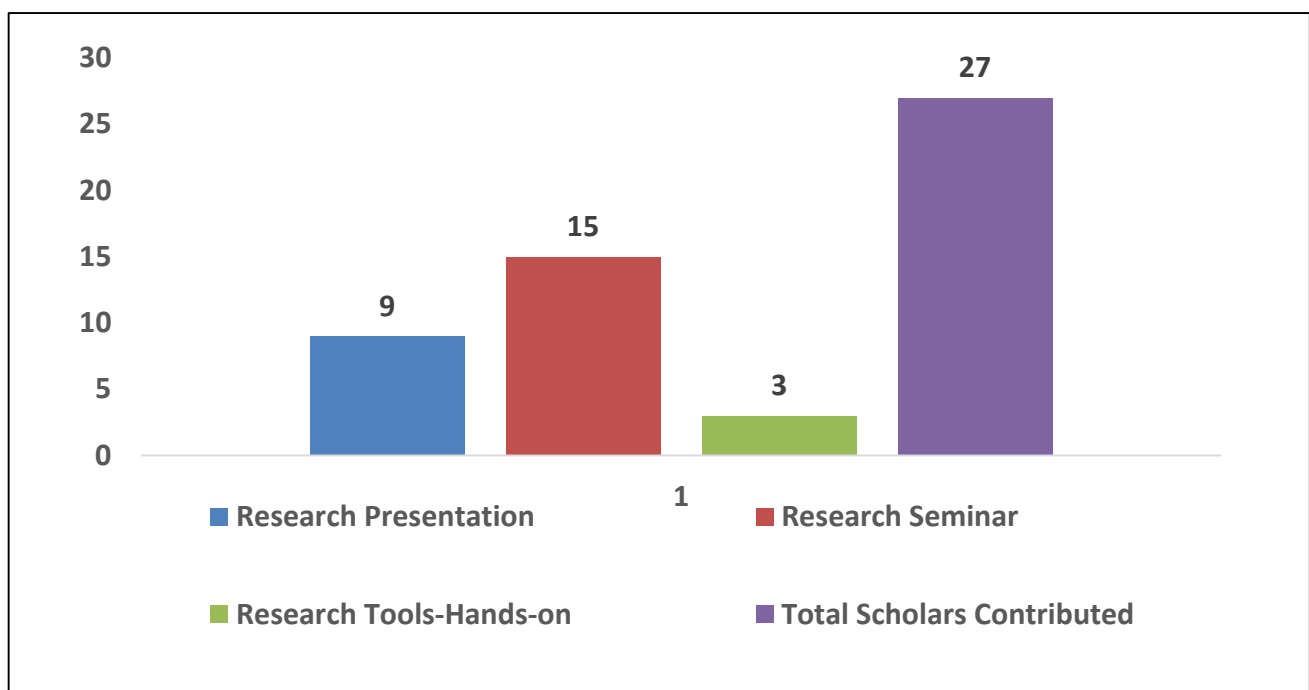


Figure 2: Department wise No. of Scholars and Average time spent for Research per Scholar

## B. Doctoral Development Discussions

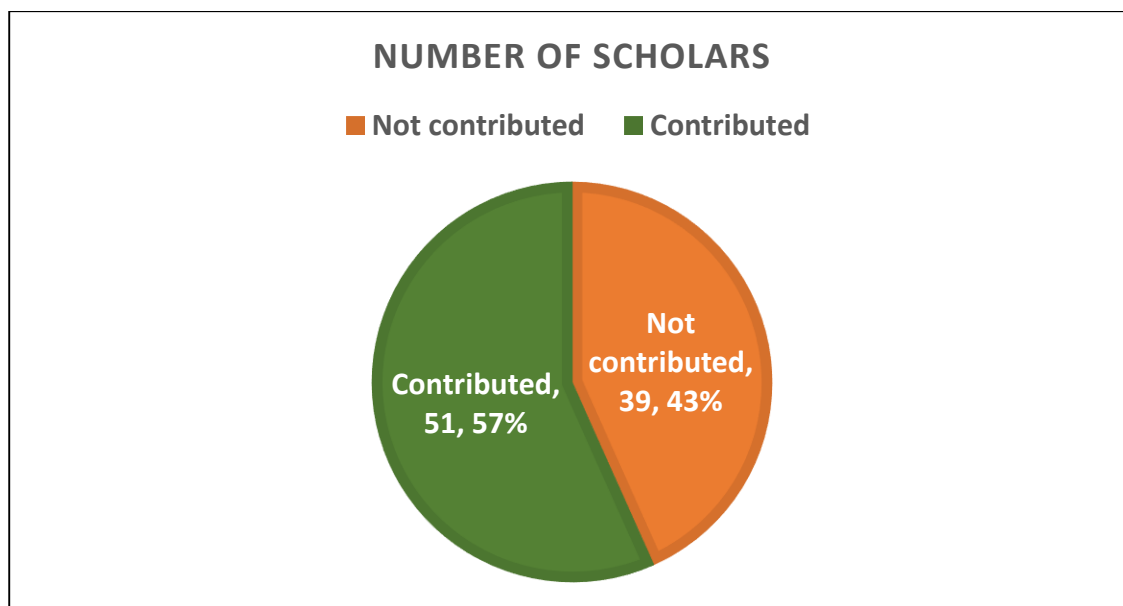


**Figure 3: Number of Scholars Contributed Vs Not Contributed in Doctoral Development Discussions**

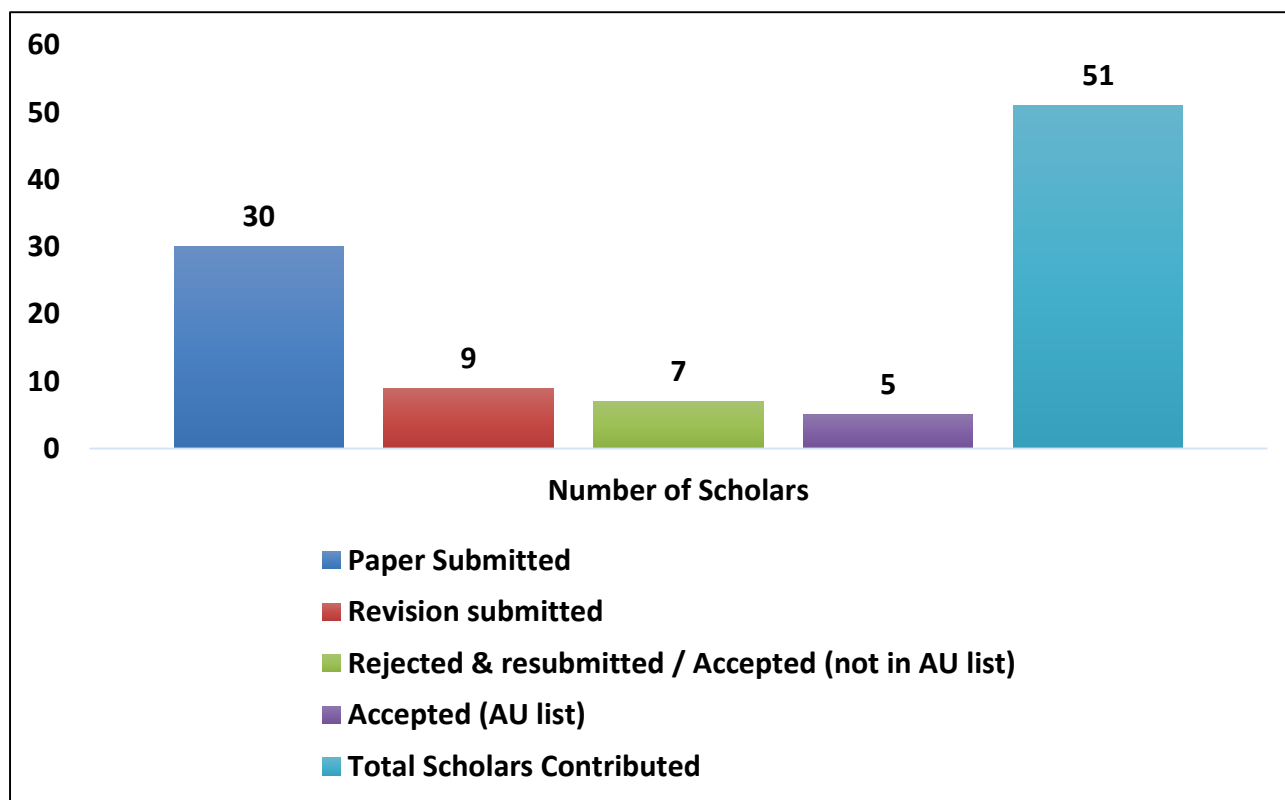


**Figure 4: Distribution of Scholars based on Doctoral Development Discussions**

### C. Indexed Journal Paper Publications



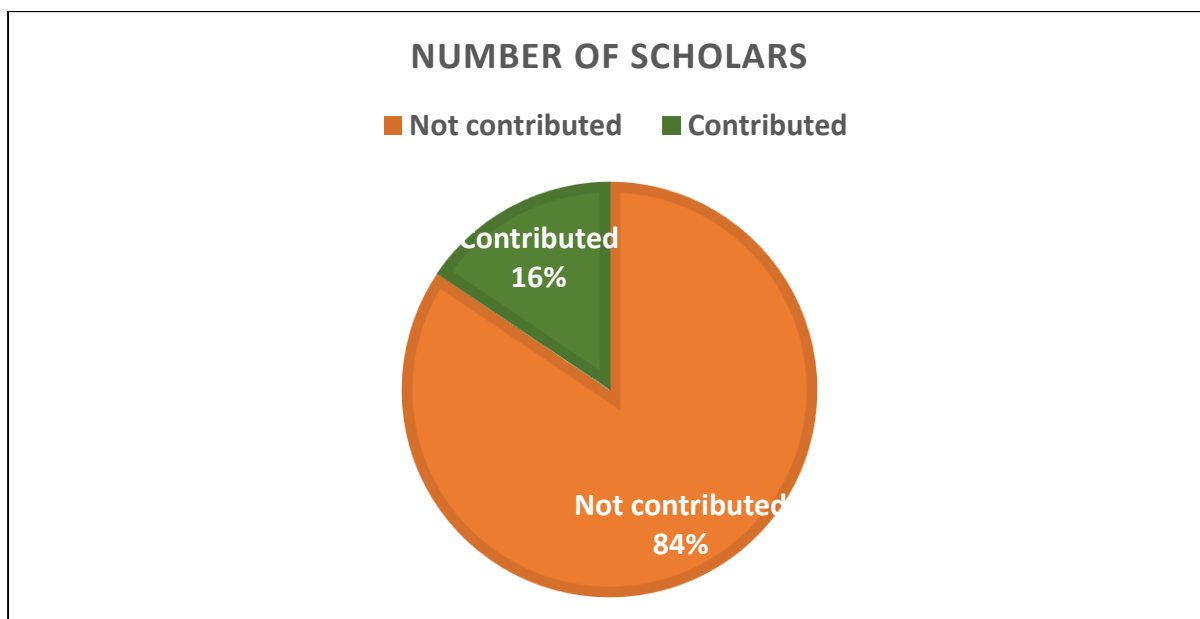
**Figure 5: Number of Scholars Contributed Vs Not Contributed in Indexed Journal Paper**



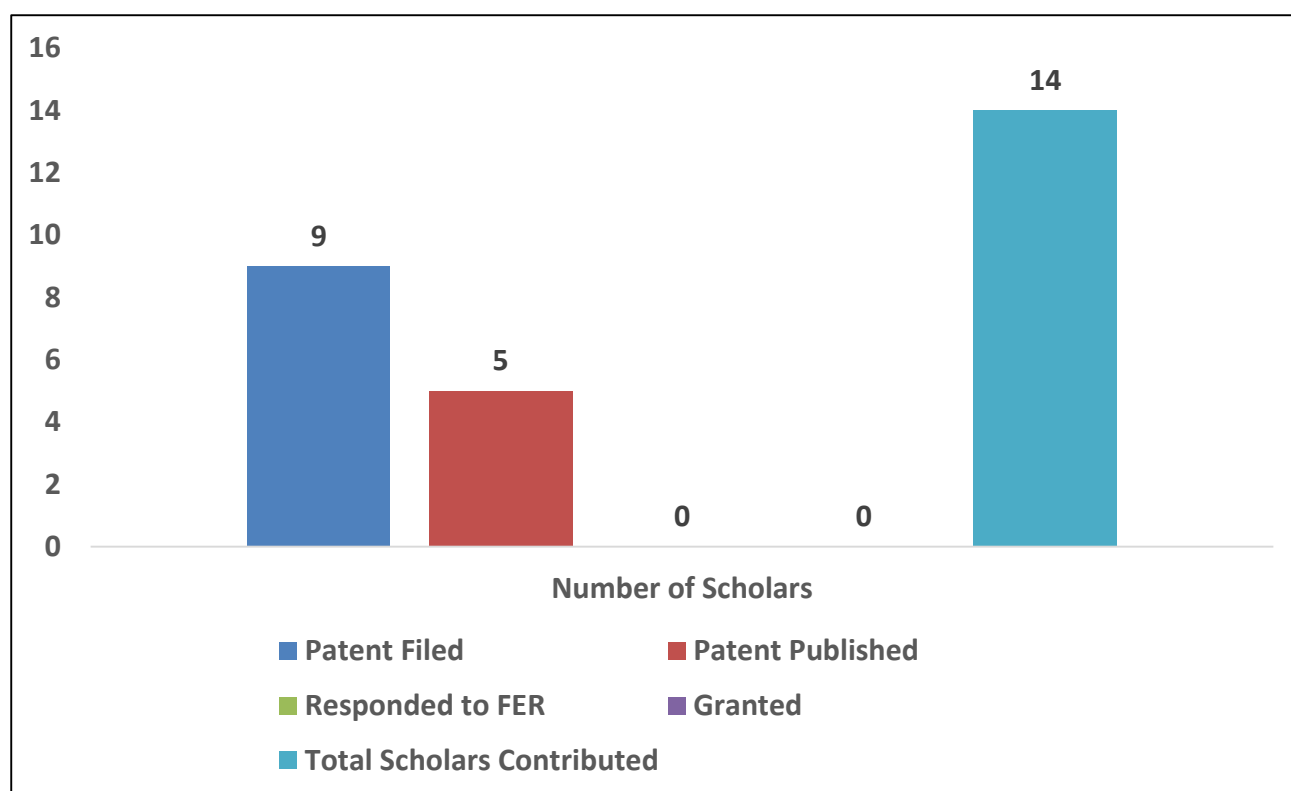
**Figure 6: Distribution of Scholars based on Indexed Journal Paper**



## D. Patent Grants

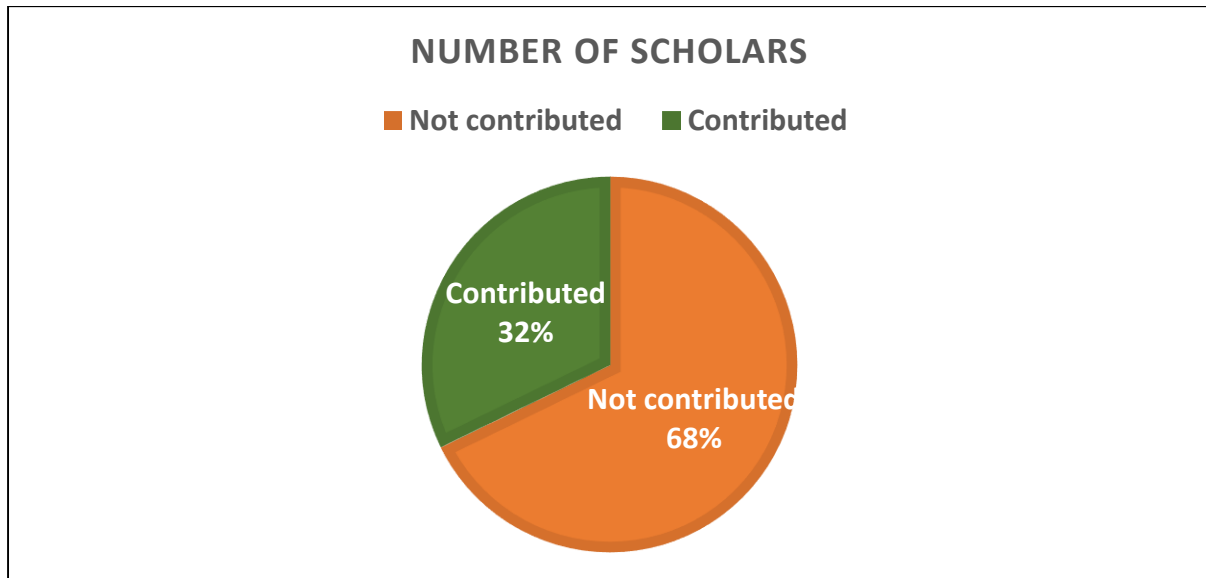


**Figure 7: Number of Scholars Contributed Vs Not Contributed in Patent Grants**

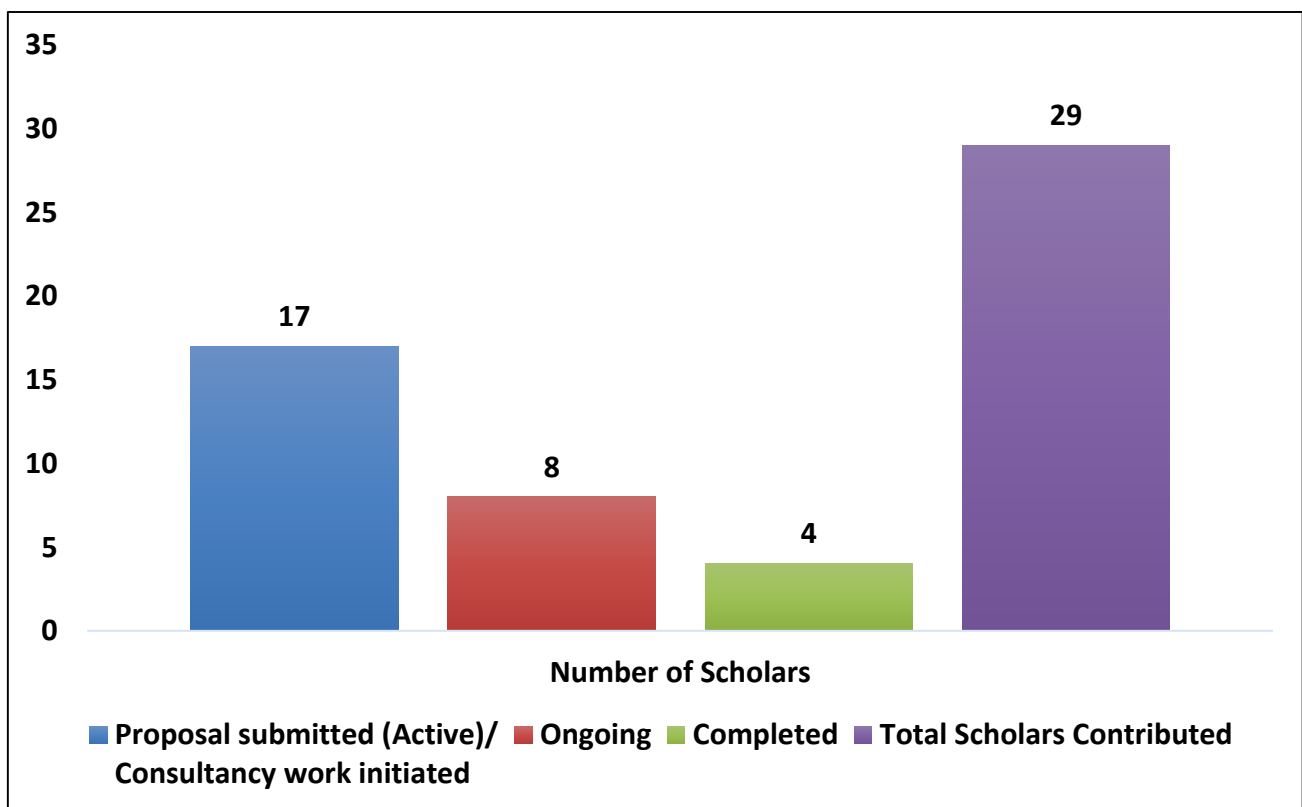


**Figure 8: Distribution of Scholars based on Patent grants**

## E. Funding & Consultancy Details



**Figure 9: Number of Scholars Contributed Vs Not Contributed in Funding & Consultancy**



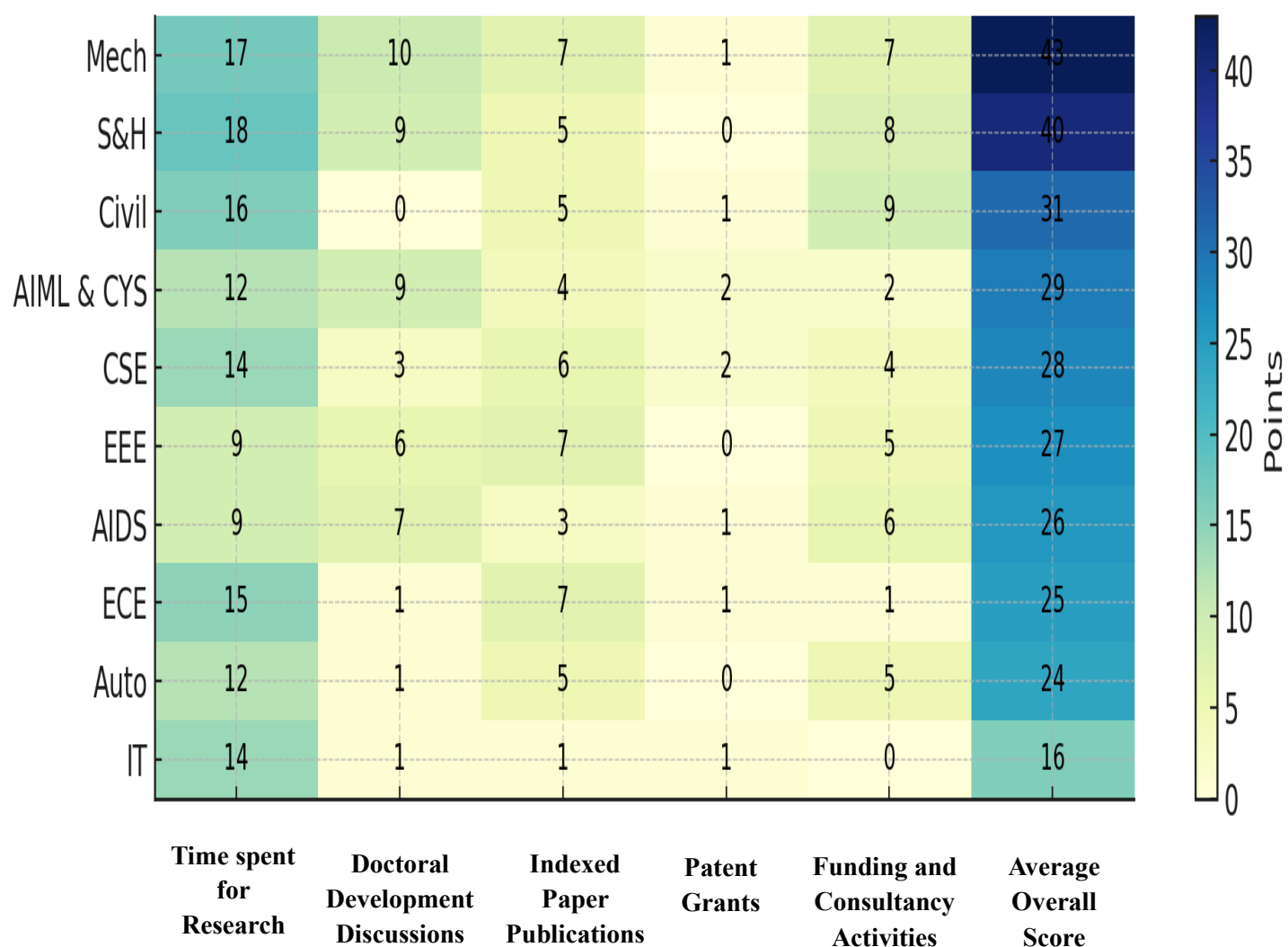
**Figure 10: Distribution of Scholars based on Funding & Consultancy**

## Department wise Performance Analysis

**Table 2: Department wise Average Scores-August 2025**

| Departments           | Average Points Earned |                                  |                            |               |                                    | Average Overall Score |
|-----------------------|-----------------------|----------------------------------|----------------------------|---------------|------------------------------------|-----------------------|
|                       | Time spent for Ph.D.  | Doctoral Development Discussions | Indexed paper publications | Patent Grants | Funding and Consultancy Activities |                       |
| <b>Mech</b>           | <b>17</b>             | <b>10</b>                        | <b>7</b>                   | <b>1</b>      | <b>7</b>                           | <b>43</b>             |
| <b>S&amp;H</b>        | <b>18</b>             | <b>9</b>                         | <b>5</b>                   | <b>0</b>      | <b>8</b>                           | <b>40</b>             |
| <b>Civil</b>          | <b>16</b>             | <b>0</b>                         | <b>5</b>                   | <b>1</b>      | <b>9</b>                           | <b>31</b>             |
| <b>AIML &amp; CYS</b> | <b>12</b>             | <b>9</b>                         | <b>4</b>                   | <b>2</b>      | <b>2</b>                           | <b>29</b>             |
| <b>CSE</b>            | <b>14</b>             | <b>3</b>                         | <b>6</b>                   | <b>2</b>      | <b>4</b>                           | <b>28</b>             |
| <b>EEE</b>            | <b>9</b>              | <b>6</b>                         | <b>7</b>                   | <b>0</b>      | <b>5</b>                           | <b>27</b>             |
| <b>AIDS</b>           | <b>9</b>              | <b>7</b>                         | <b>3</b>                   | <b>1</b>      | <b>6</b>                           | <b>26</b>             |
| <b>ECE</b>            | <b>15</b>             | <b>1</b>                         | <b>7</b>                   | <b>1</b>      | <b>1</b>                           | <b>25</b>             |
| <b>Auto</b>           | <b>12</b>             | <b>1</b>                         | <b>5</b>                   | <b>0</b>      | <b>5</b>                           | <b>24</b>             |
| <b>IT</b>             | <b>14</b>             | <b>1</b>                         | <b>1</b>                   | <b>1</b>      | <b>0</b>                           | <b>16</b>             |

## Department wise Performance Analysis - HeatMap Representation



**Figure 13: Department wise Average Scores – Aug. 2025**

**Table 3: Top 10 Ph.D. Scholars in MCET - August 2025**

| S.No. | Name & Dept. of the Scholar | A  | B  | C  | D | E  | Score *<br>(out of 100) |
|-------|-----------------------------|----|----|----|---|----|-------------------------|
| 1.    | Mr. Selvakumar T, AIML&CYS  | 4  | 20 | 20 | 0 | 15 | 59                      |
| 2.    | Ms. Rajalakshmi K, S&H      | 16 | 15 | 5  | 0 | 20 | 56                      |
| 3.    | Mr. Sreejith S Nair, Mech   | 20 | 15 | 10 | 0 | 10 | 55                      |
| 4.    | Mr. Manikandan A, Civil     | 13 | 0  | 20 | 0 | 20 | 53                      |
| 5.    | Ms. Punitha.N, S&H          | 20 | 15 | 15 | 0 | 0  | 50                      |
| 6.    | Ms. Arunadevi.V, S&H        | 20 | 10 | 0  | 0 | 20 | 50                      |
| 7.    | Mr. Gunasekaran.R, Mech     | 20 | 15 | 15 | 0 | 0  | 50                      |
| 8.    | Mr. Sudharsanan M, Civil    | 19 | 0  | 15 | 0 | 15 | 49                      |
| 9.    | Mr. Prabhu K, CSE           | 14 | 0  | 15 | 5 | 15 | 49                      |
| 10.   | Ms. Indurekaa S R, AI&DS    | 16 | 15 | 5  | 0 | 10 | 46                      |

\*Scores are based on the data provided by the Scholars

**A. Time spent for Ph.D.**  
**B. Doctoral Development Discussions**  
**C. Indexed paper publications**  
**D. Patent Grants**  
**E. Funding and Consultancy Activities**

**Table 4: Department Toppers – Aug. 2025**

| S.No. | Name & Dept. of the Scholar | A  | B  | C  | D  | E  | Score *<br>(out of 100) |
|-------|-----------------------------|----|----|----|----|----|-------------------------|
| 1.    | Mr. Selvakumar T, AIML&CYS  | 4  | 20 | 20 | 0  | 15 | 59                      |
| 2.    | Ms. Rajalakshmi K, S&H      | 16 | 15 | 5  | 0  | 20 | 56                      |
| 3.    | Mr. Sreejith S Nair, Mech   | 20 | 15 | 10 | 0  | 10 | 55                      |
| 4.    | Mr. Manikandan A, Civil     | 13 | 0  | 20 | 0  | 20 | 53                      |
| 5.    | Mr. Prabhu K, CSE           | 14 | 0  | 15 | 5  | 15 | 49                      |
| 6.    | Ms. Indurekaa S R, AI&DS    | 16 | 15 | 5  | 0  | 10 | 46                      |
| 7.    | Mr. Dinesh kumar J, Auto    | 20 | 0  | 20 | 0  | 0  | 40                      |
| 8.    | Mr. CHAIRMAN M, ECE         | 15 | 0  | 15 | 0  | 10 | 40                      |
| 9.    | Ms. Janani.D, IT            | 20 | 10 | 0  | 10 | 0  | 40                      |
| 10.   | Mr. Sam Suresh.J, EEE       | 14 | 0  | 20 | 0  | 0  | 34                      |

\*Scores are based on the data provided by the Scholars

*A. Time spent for Ph.D.  
B. Doctoral Development Discussions  
C. Indexed paper publications  
D. Patent Grants  
E. Funding and Consultancy Activities*



## Office of Dean Research and Innovation

Dr. Mahalingam College of Engineering and Technology,  
Pollachi – 642003

Web: <https://drmcet.ac.in/research-centres-supervisors/>

Email: [deanri@drmcet.ac.in](mailto:deanri@drmcet.ac.in)